


# Tips For Beginning An RV Journey With Your Feline Family Short On RV Living

As an RV enthusiast, embarking on a journey with your beloved feline family can be an incredibly rewarding experience. However, ensuring their comfort, safety, and well-being requires careful planning and preparation. This comprehensive guide will provide you with all the essential tips, tricks, and insights you need to create a purrfect RV adventure for both you and your furry companions.

## Choosing the Right RV

The first step in preparing for your RV journey with your cats is choosing the right vehicle. Consider the following factors:



### Travel Cats: tips for beginning an rv journey with your feline family (a short book on RV living with cats)

by Desserae K Shepston

★★★★☆ 4.8 out of 5

Language : English

File size : 2178 KB

Text-to-Speech : Enabled

Screen Reader : Supported

Enhanced typesetting : Enabled

Word Wise : Enabled

Print length : 64 pages

Lending : Enabled

FREE

DOWNLOAD E-BOOK



- **Size:** The RV should have enough space for both you and your cats to feel comfortable and move around freely.
- **Layout:** Look for an RV with a floor plan that includes designated areas for your cats' food, water, litter box, and sleeping quarters.
- **Ventilation:** Proper ventilation is crucial to prevent your RV from becoming stuffy and uncomfortable for your cats. Choose an RV with windows that open or a ventilation system.
- **Pet-friendly features:** Some RVs come equipped with pet-friendly features such as built-in litter boxes, pet ramps, and non-slip flooring.

## Preparing Your Cats

Once you have chosen the perfect RV, it's time to prepare your cats for the journey. Start by:

- **Gradually introducing them to the RV:** Let your cats explore the RV gradually and at their own pace. This will help them become familiar with their new surroundings and reduce anxiety.
- **Training them on leash:** If you plan on taking your cats outside the RV, train them to walk on a leash. This will ensure their safety and prevent them from wandering off.
- **Microchipping and ID tags:** Ensure that your cats are microchipped and wearing ID tags with updated information. This will help identify them in case they get lost.
- **Stocking up on supplies:** Pack an ample supply of cat food, water, litter, treats, and any medications your cats may need.

## Cat-Proofing Your RV

To ensure the safety of your cats while on the road, cat-proof your RV by:

- **Hiding potential hazards:** Secure loose wires, cords, and small objects that your cats could ingest or chew on.
- **Blocking access to dangerous areas:** Use pet gates or barriers to prevent your cats from accessing areas of the RV that could be dangerous, such as the engine compartment or the roof.
- **Providing scratching posts:** Offer your cats scratching posts to prevent them from damaging your RV's furniture or curtains.
- **Keeping toxic plants out of reach:** Certain plants, such as lilies and tulips, are toxic to cats. Ensure that your RV is free of these plants.

## Traveling with Your Cats

When embarking on your RV journey, follow these tips to ensure a stress-free experience for your cats:

- **Create a designated travel space:** Establish a safe and comfortable spot in your RV where your cats can relax during travel.
- **Secure carriers or harnesses:** Use cat carriers or harnesses to keep your cats secure while the RV is in motion.
- **Take frequent breaks:** Stop regularly to allow your cats to stretch, use the litter box, and drink water.
- **Maintain a comfortable temperature:** Ensure that the RV's temperature is comfortable for your cats, especially during extreme weather.


## Exploring with Your Cats

Once you reach your destination, make exploring with your cats a safe and enjoyable experience by:

- **Leashing your cats:** Keep your cats on a leash when exploring outside the RV to prevent them from running away or getting lost.
- **Supervising outdoor time:** Always supervise your cats while they are outside, especially near roads or other potential hazards.
- **Providing shade and water:** Set up a shady spot with access to fresh water for your cats to cool down and hydrate.
- **Avoiding excessive heat:** Limit your cats' exposure to the sun during hot weather to prevent heatstroke.

With careful planning and preparation, you can create an unforgettable RV adventure for yourself and your feline companions. By choosing the right RV, preparing your cats, cat-proofing your RV, traveling safely, and exploring responsibly, you can ensure a purrfect journey filled with memories that will last a lifetime.

So, pack your bags, gather your cats, and hit the open road for an RV adventure that's sure to be the cat's meow!



### Travel Cats: tips for beginning an rv journey with your feline family (a short book on RV living with cats)

by Desserae K Shepston


★★★★☆ 4.8 out of 5

Language : English

File size : 2178 KB

Text-to-Speech : Enabled

Screen Reader : Supported  
Enhanced typesetting: Enabled  
Word Wise : Enabled  
Print length : 64 pages  
Lending : Enabled



## Unveiling the Return of the Antichrist and the New World Order: A Prophetic Exposition

As darkness descends upon the world, a shadow looms on the horizon—the return of the Antichrist and the establishment of a sinister New World Free...



## Embark on an Unforgettable Journey: "Something Lost Behind the Ranges"

Prepare to be captivated as you delve into the pages of "Something Lost Behind the Ranges," a captivating memoir that transports you to the heart of Peru's...